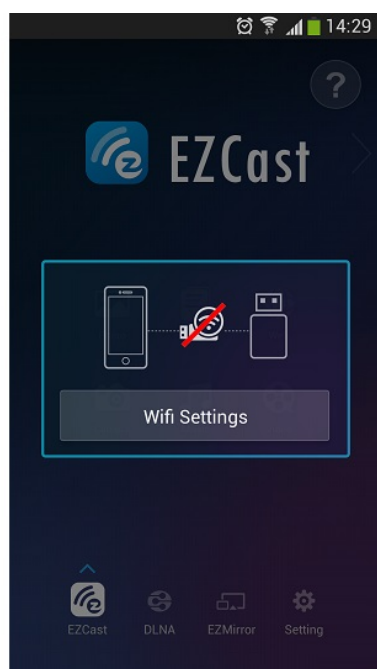


Part 1: For Android Devices:




Once power on, the front page of EZCast dongle shows:

1. EZCast SSID: EZCast-xxxxxxx, password:xxxxxxx.
2. For Windows/Mac OS users, you can download EZCast applications from www.iezvu.com/download.
3. For iPhone/iPad users, you can get iOS App through QR code or searching "EZCast" in Apple App Store.
4. For Android users, you can get Android App through QR code or searching "EZCast" in Google Play.

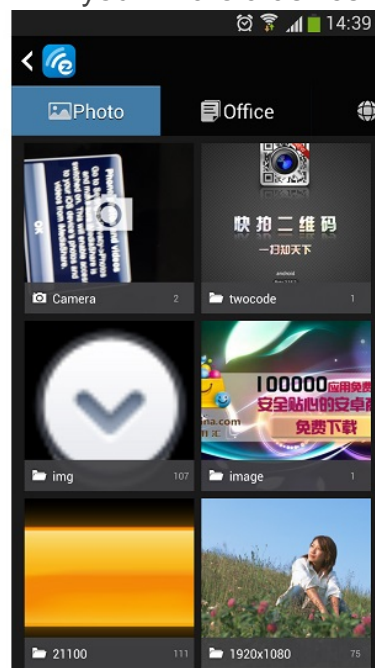


Once you open Android EZCast App, EZCast App automatically detects if the connection to EZCast dongle is correct and if not, the disconnection sign will show up.

And then, you can touch the "Wifi Setting" for searching SSID of EZCast dongle and select the EZCast-xxxxxxx for connection, and key in the password shown in the upper region of user interface of EZCast dongle

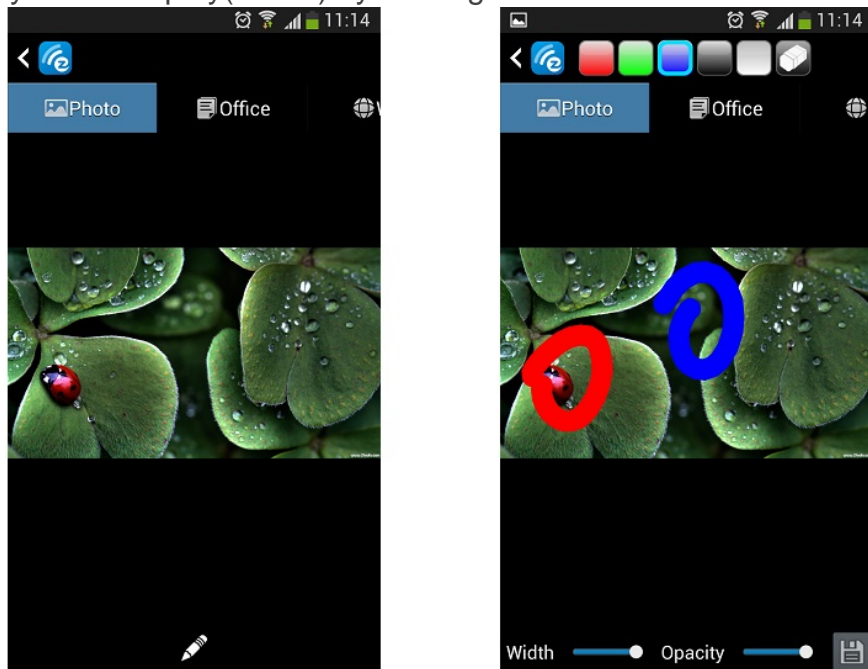




Once the connection is successful, EZCast function turns on and you can see six useful features shown in your Android device.

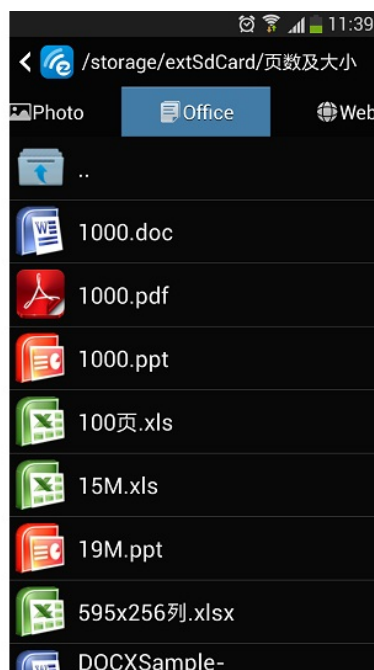


There are:

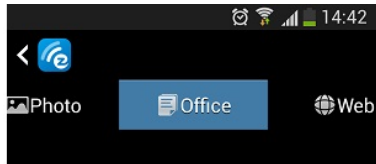
Photo function, through it, you can mirror your photos in your Android device wirelessly to the display(i.e.TV) by clicking the thumbnails.



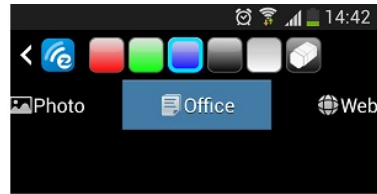
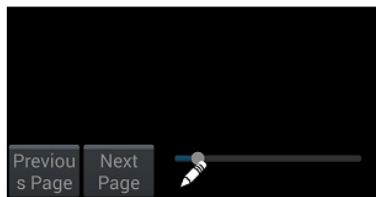

In addition, you can use the paint icon  to sketch the photo and use the save icon  to save the result.



Document,through it, you can present the document in your Android device wirelessly onto the display(i.e.TV).EZCast App supports PDF,DOC,PPT,and EXCEL format by direct clicking the document name.The Sketch function also works for document presentation.





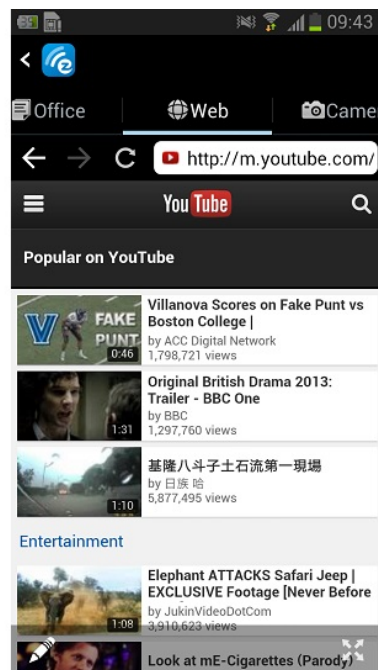

OSI Protocol Suite



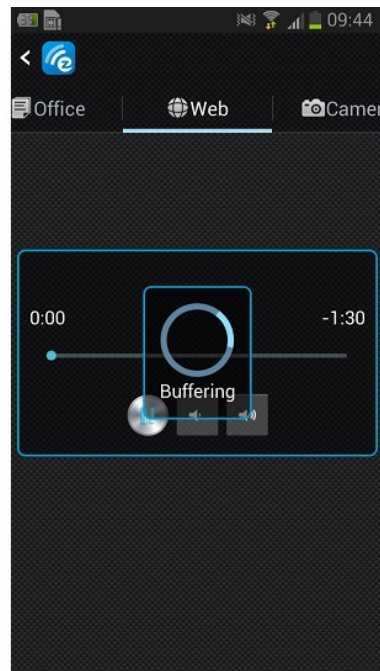
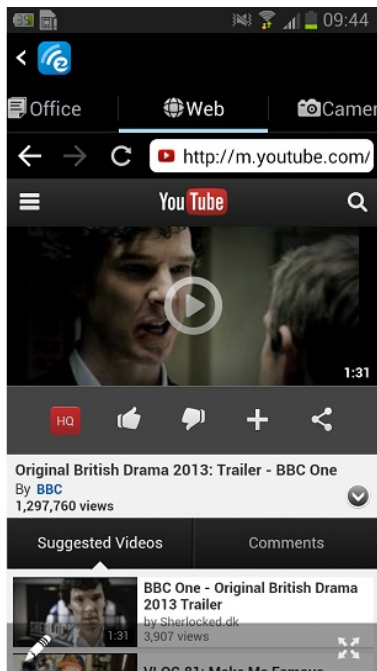
OSI Protocol Suite




In addition, you can use the paint icon  to sketch the photo and use the save icon  to save the result.





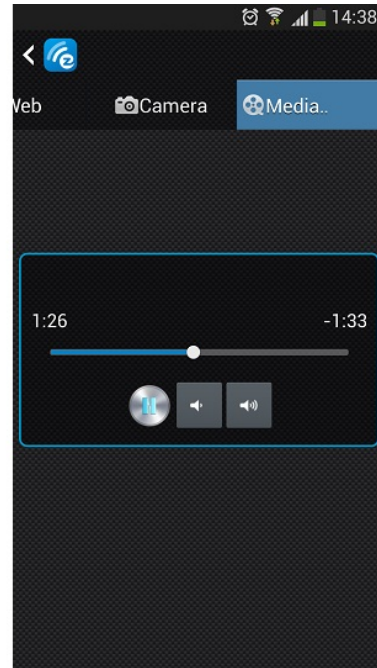
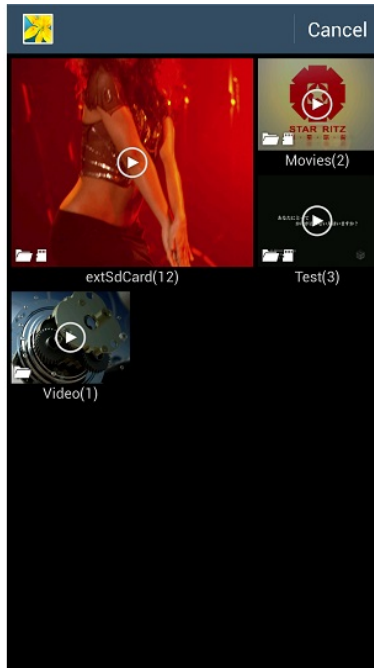
Browser, through it, you can surf the internet and mirror the web pages onto the display(i.e.TV) wirelessly. You can also flinging the video to the display directly by clicking the video of the browsing.




Browse youtube video and display directly onto the display device(i.e.TV).



Camera, through it, you can mirror the camera photographing onto the display (i.e. TV) and you can change the “Quality” setting by clicking “Quality” and switching the front and back camera by clicking .  snapshots and you can use the sketch pen to add note onto the result.



Music/Video Streaming, through them, you can stream your own music and video wirelessly to the display (i.e. TV). You can select the music and video via your favorite video browsing App.



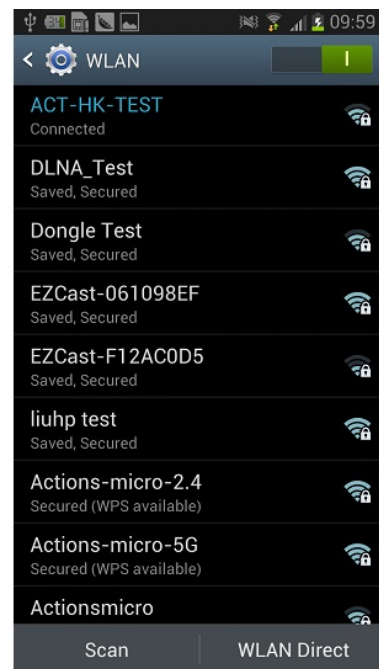
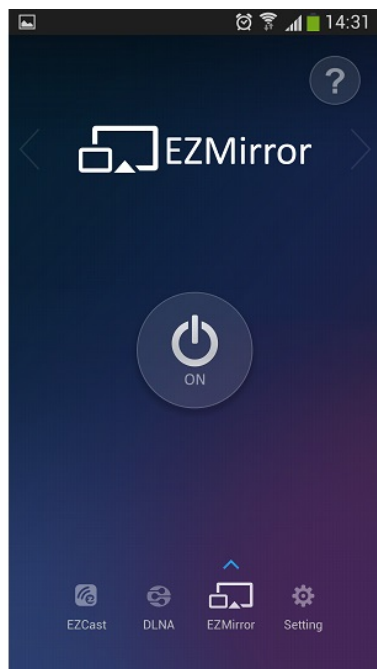
DLNA

EZCast dongle integrates DLNA DMR (Digital Media Reader) for DLNA Application. You can turn on DMR functionality by clicking “ON” on DLNA page of EZCast dongle. After “ON”, EZCast App will automatically search all DLNA related Apps in your Android device and pop up them as a support list, launch them for selection.



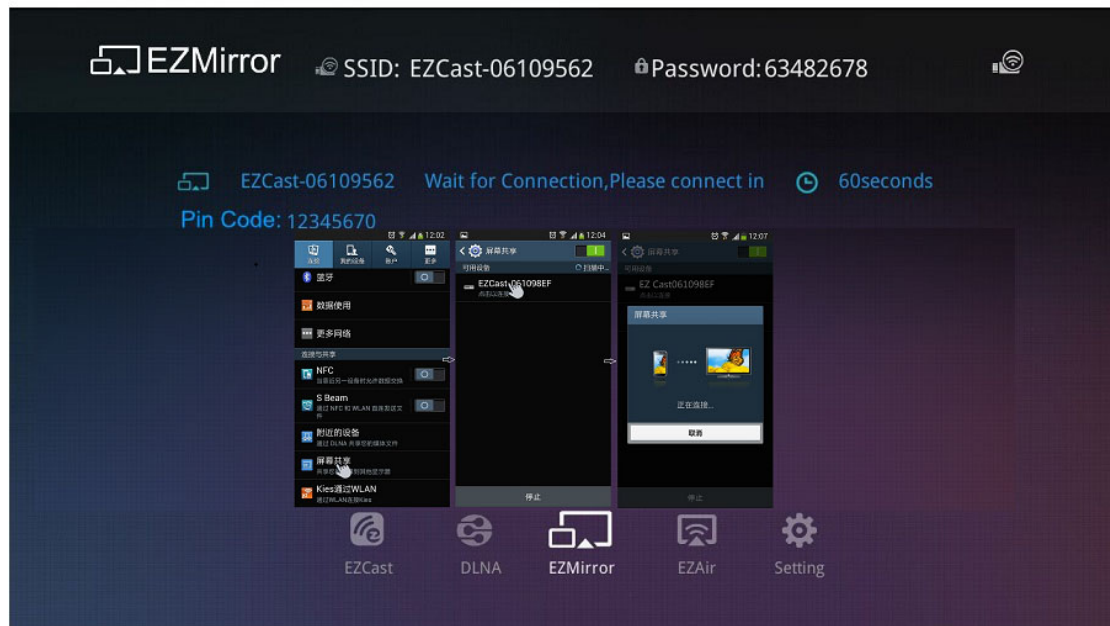
It is noted that you should click
EZCast on the selected Apps.

to submit photo/music/video to

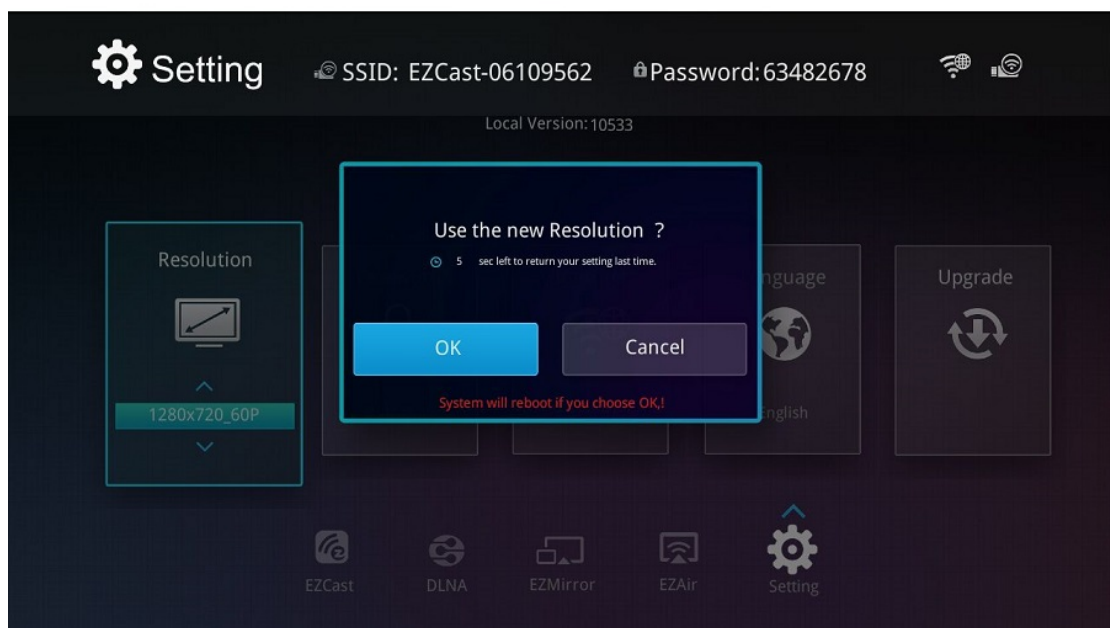


Miracast

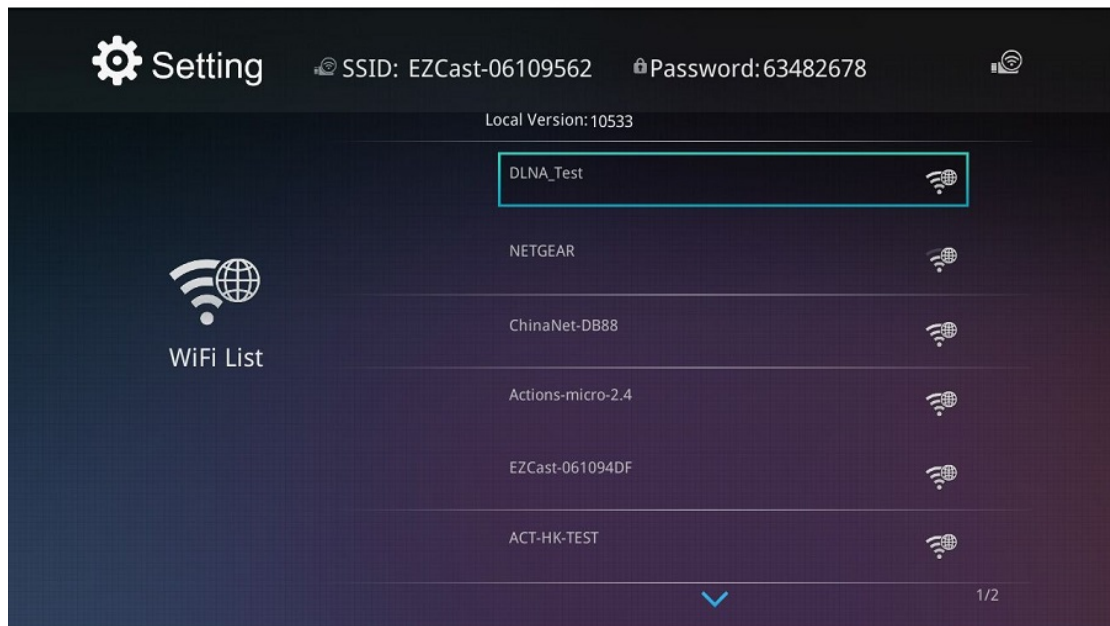
Miracast standard mirrors the screen onto the display (i.e. TV). EZCast dongle also integrates Miracast functionality for the smartphone and tablet supporting Miracast. After you turn “ON” miracast, EZCast App will direct connect EZCast dongle if your Android device is recognized. Otherwise, EZCast dongle will wait for your Miracast connection for 60 seconds. If there is no connection in 60 seconds, EZCast will set back to normal wifi configuration, that is, AP mode with SSID and password.



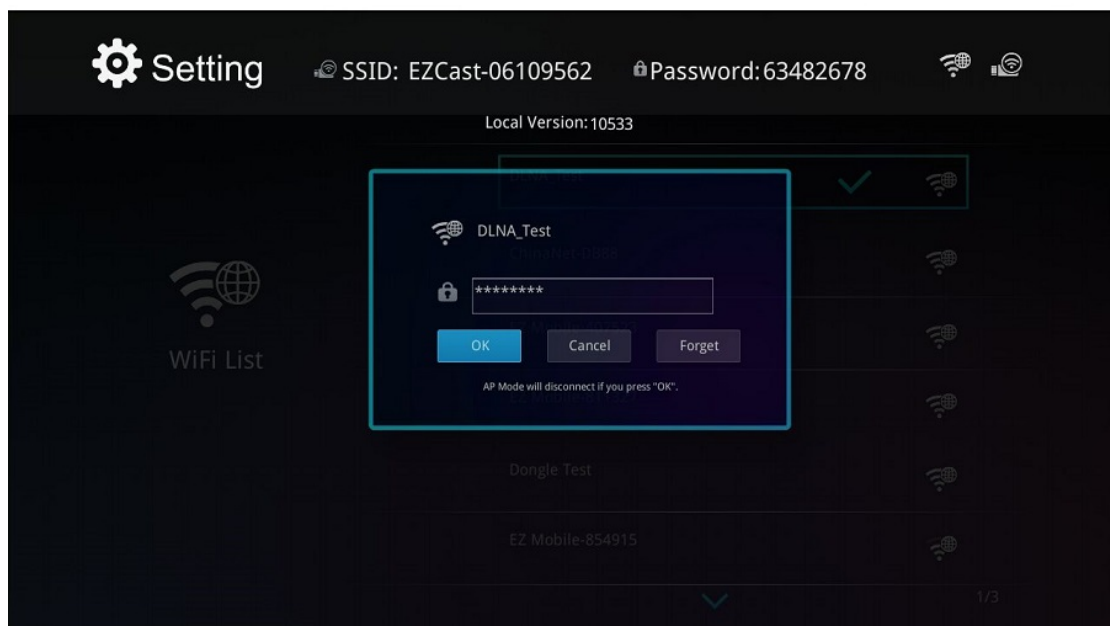
Display device(i.e.TV) will display how to connect miracast.



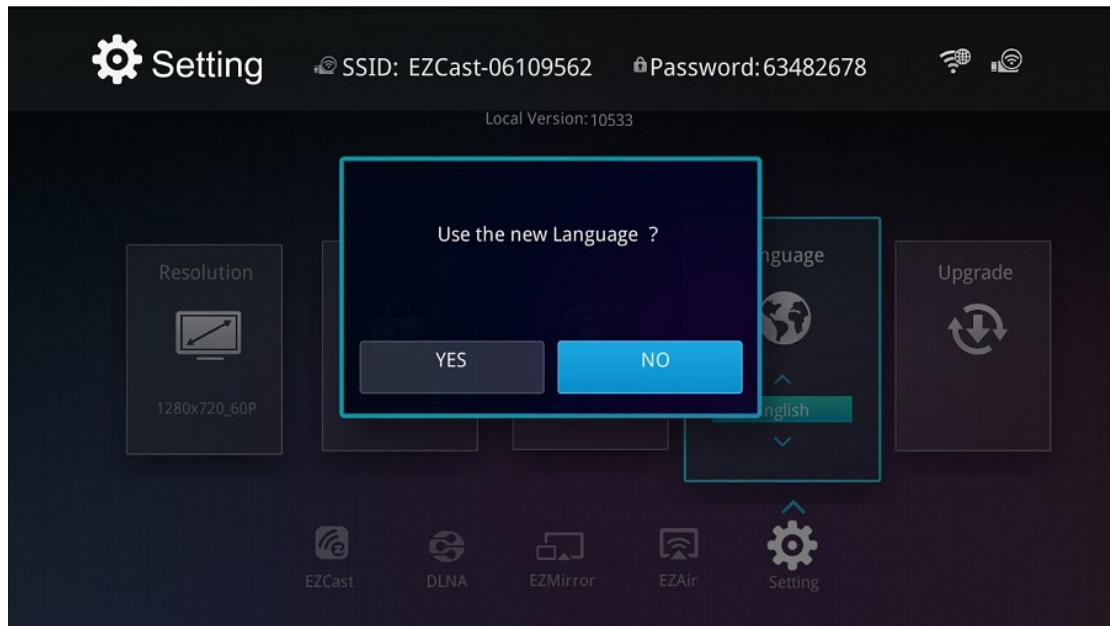
By EZCast Remote control, you can configure the resolution of EZCast dongle for 1920x1080 24P and 1280x720 60P (default). It is noted EZCast reboots when changing the resolution.



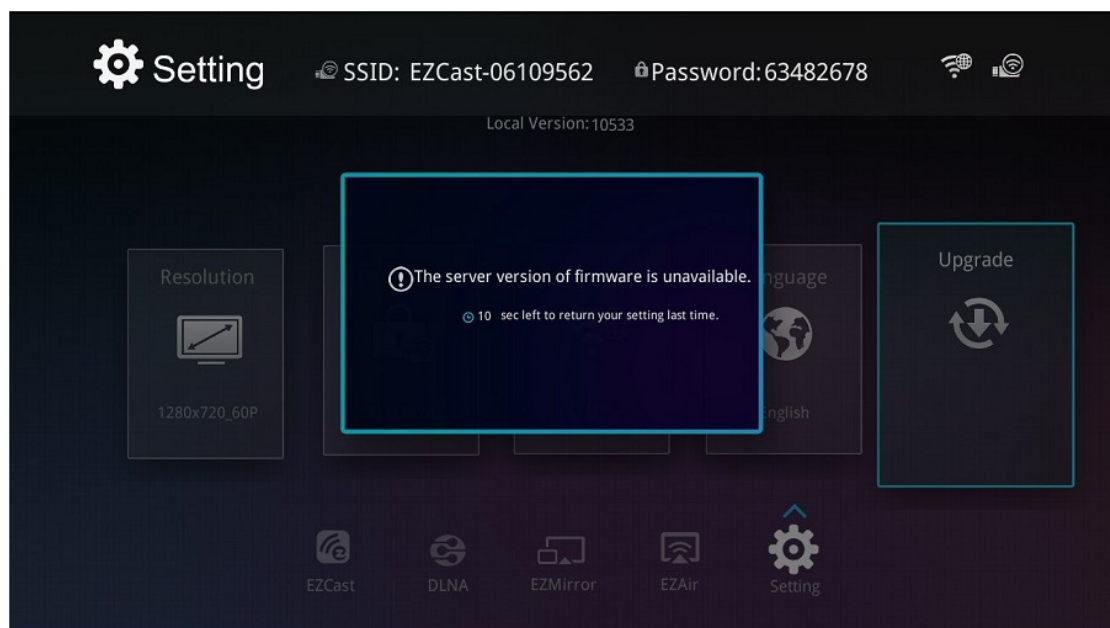
EZCast dongle is also a bridge for your Android device to access the internet. You can scan the AP list and select one for your internet access. EZCast App launches keyboard once the password is required.



Keypad automatically launches when the password is required.



You can select the language you prefer by language setting.



EZCast dongle supports On-The-Air upgrade. You can upgrade your EZCast dongle to the latest version by selecting "Upgrade". EZCast dongle will check and compare the firmware version and upgrade itself if newer version exists. Do not power off during upgrading and make sure the internet connection is ready.